



THE OHIO STATE UNIVERSITY

支付学生学杂费
Paying Tuition and Fees

Vern Granger

- 学生操作步骤

Student's Steps:

- 找到学生中心网页。

Navigate to the Student Center page.

- 在“金融”板块，点击“监护人设置”链接。（如图中箭头所指处）

In the Finances section, click the Guardian Setup link.

Jane's Student Center

Academics

[My Class Schedule](#)
[Add a Class](#)
[For Information Only](#)
[Degree](#)
[Subject/Catalog Number](#)
[My Academics](#)

other academic... ▾

Finances

My Account
[Account Inquiry](#)
[Account Refund](#)
[Guardian Setup](#)
Financial Aid
[View Financial Aid](#)

Student Health Insurance
[Select/Waive Coverage](#)
[View Insurance Information](#)

other financial... ▾

Personal Information

[Emergency Contact](#)
[Names](#)
[User Preferences](#)
[Privacy Settings](#)

[Student Information Release](#)

other personal... ▾

Admissions
[Application Status](#)

SEARCH FOR CLASSES

SHARE MY INFORMATION

Holds
All Registrar Services Hold details ▶

To Do List
No To Do's.

Enrollment Information
[Open Enrollment Dates](#)
[Degree Audit](#)
[Enrollment Verification](#)

Advisor
Program Advisor
Casey Henceroth details ▶

University Offices
[Admissions](#)
[Registration/Residency/Tuition](#)
[Student Service Center](#)

University Resources
[Military & Veterans Services](#)
[Student Health Insurance](#)

Financial Information
[Financial Services/Bursar](#)
[Student Financial Aid](#)

You are not enrolled in classes.

Outstanding Charges

Past Due	0.00
Due Now	0.00
Future Due	0.00
Total of Outstanding Charges	0.00

This total may not reflect recent changes to your tuition and fees, and does not deduct any pending financial aid. For an updated balance, please click on the Statement of Account link below.

*Term: 2013 Spr [Statement Of Account](#)

MAKE A PAYMENT


Click the Application Status link to view details about your admissions application(s).



- 之后将出现“付款选项”页面。
Once the Payment Options page will appear.

- 点击“监护人设置”键。

Select



Make a Payment

Make a Payment

Tuition and fees are due seven days prior to the first day of each term unless otherwise noted on your statement of account and can be paid by eCheck (ACH), check or money order. Ohio State also accepts online only payment of tuition and fees by MasterCard, Discover or American Express. Credit card payments are processed through a third-party vendor who assesses an additional 2.75% convenience fee. In addition, payments made by credit card may be subject to additional fees and interest as assessed by the card issuer. The convenience fee as well as any applicable fees or interest assessed by the card issuer are not assessed by The Ohio State University and are not refundable through Ohio State regardless of circumstances.

The Ohio State University makes every effort within its means to help all students with limited financial resources secure the needed funds to cover educational costs. Students and their families are encouraged to seek assistance from the Office of Student Financial Aid and take advantage of all financial aid opportunities available to them, including scholarships, grants, low-interest long-term and short-term loans, and part-time employment. Free financial counseling also is available to all OSU students through The Student Wellness Center.

To continue, please select the "Make a Payment" option below.

MAKE A PAYMENT

Guardian Setup

Guardian Setup

To create or edit those you would like to have Guardian access to pay on your account, please select the Guardian Setup option below.

GUARDIAN SETUP

Mail a Payment

Mail a Payment

To mail a check or money order payment to the University, please select "Mail a Payment" below to generate payment coupon and obtain mailing address.

MAIL A PAYMENT

Save Return to Search Notify

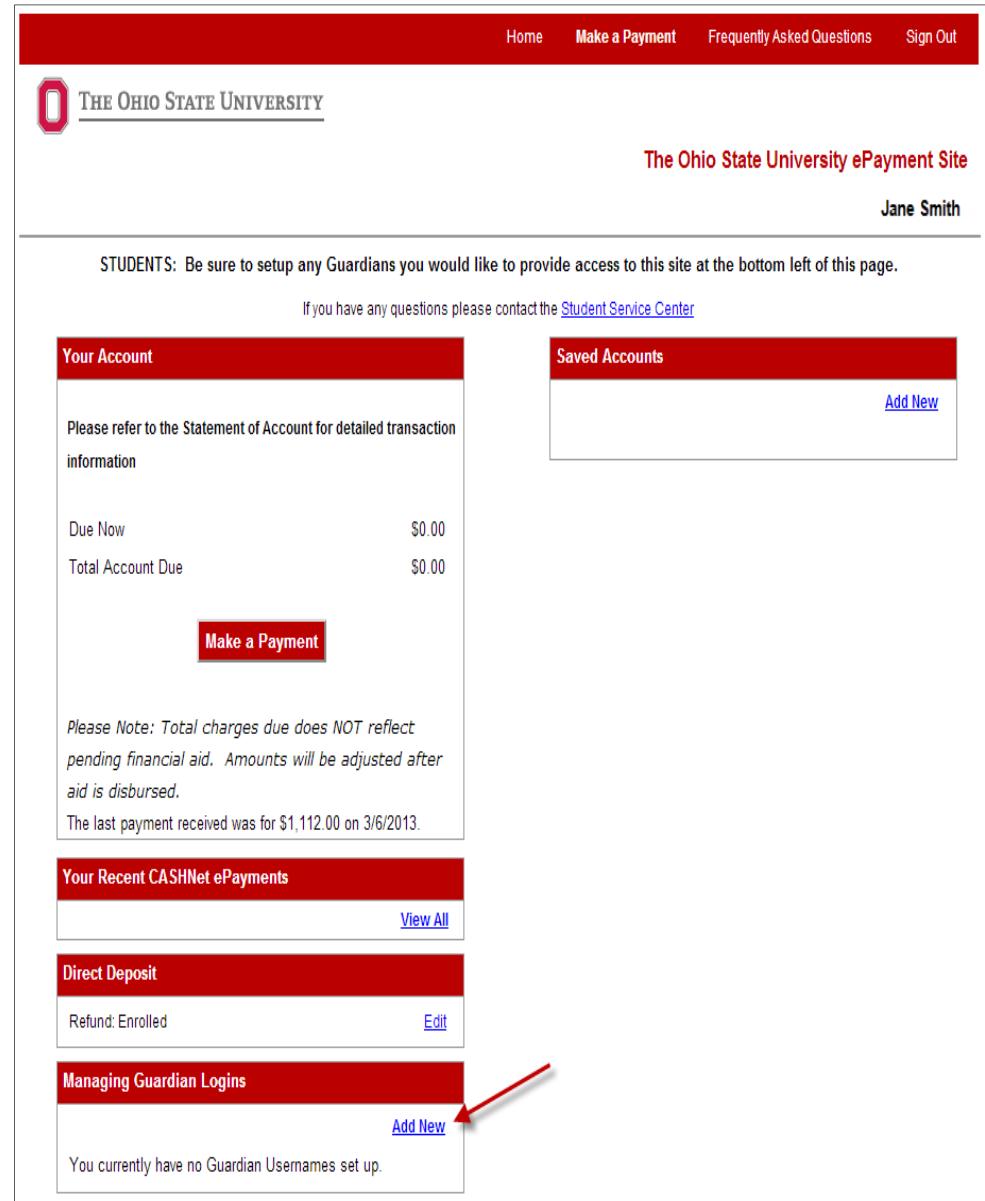


- OSU电子付款页面出现。在本页左下角找到“管理监护人登陆”板块。（箭头所指处）

The OSU ePayment site appears. Locate the Managing Guardian Logins section in the lower left corner.

- 选择“添加新用户”以在学生账户里添加一个新的监护人账户。

Select Add New to add a guardian to your account.



Home Make a Payment Frequently Asked Questions Sign Out

THE OHIO STATE UNIVERSITY

The Ohio State University ePayment Site

Jane Smith

STUDENTS: Be sure to setup any Guardians you would like to provide access to this site at the bottom left of this page.

If you have any questions please contact the [Student Service Center](#)

Your Account

Please refer to the Statement of Account for detailed transaction information

Due Now	\$0.00
Total Account Due	\$0.00

[Make a Payment](#)

Please Note: Total charges due does NOT reflect pending financial aid. Amounts will be adjusted after aid is disbursed.

The last payment received was for \$1,112.00 on 3/6/2013.

Saved Accounts

[Add New](#)

Your Recent CASHNet ePayments

[View All](#)

Direct Deposit

Refund: Enrolled [Edit](#)

Managing Guardian Logins

[Add New](#)

You currently have no Guardian Usernames set up.

- 输入以下内容以创建新的监护人登陆信息:

- 监护人用户名
- 电子邮件地址
- 再次输入电子邮件地址
- 登陆欢迎词 (选填)

Create a guardian login by entering the following information:

Guardian username

Email address

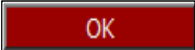
Confirm email address

Welcome note (optional)

- 点击确定，以赋予监护人登陆权限。

Select Yes to allow your guardian access to your account.

- 点击“确定”发送电子邮件确认函到监护人。

Click  to send a welcome email to the guardian's email account.



Notice about Guardian Logins:

Guardian logins have access only to make payment, payment history, and balance on the student account. They do NOT have access to financial aid, grades, or other online student information.

Please create a new Guardian below by entering a unique Guardian Username. This will be the login username your Guardian will use when accessing CASHNet. An email with a password will be sent to them separately.

Guardian Username

Email Address

Confirm Email Address

Add a note to the welcome email (optional)

Should this person...

be allowed to log in? Yes No

A welcome email will be sent to the email address entered above. The email will contain the optional note, login ID, temporary password and a link to access this site.



- 父母或监护人操作步骤:

Parent or Guardian Steps:

- 检查收到OSU电子支付核实邮件以及输入的欢迎词。

Check email to confirm receipt of OSU ePayment site welcome message.

- 注意：这个电子邮件将包含以下内容：

- 监护人ID（用户名）

- 临时密码

- OSU电子支付的网页链接

NOTE: The email message will contain:


Guardian ID (username)

Temporary password.

Link to OSU ePayment site

Jane Smith has created an GuardianID account for you at The Ohio State University

ePayment Site

 noreply@osu.edu

Sent: Thu 8/7/2014 11:28 AM

To:

Jane Smith has created an account for you at The Ohio State University - Main Campus (Training).

Your login information is:

Guardian Username: Buckeye_Mom

Password: HyRY6sdFQ

To access the account, please click the link below:

<https://commerce.cashnet.com/osutestpay?LT=P>

(If clicking the link does not work, please copy and paste the information into your browser.)



- 试用您的监护人ID以及临时密码登入OSU电子支付网页，

Log into The OSU ePayment site using your Guardian ID and temporary password.

- 重置您的密码：
- 在此：您的新密码必须符合以下要求：
- 至少8个字符
- 包含至少两个字母
- 包含至少2个非字母（可为符号）

Reset your password.

NOTE: Password must have:

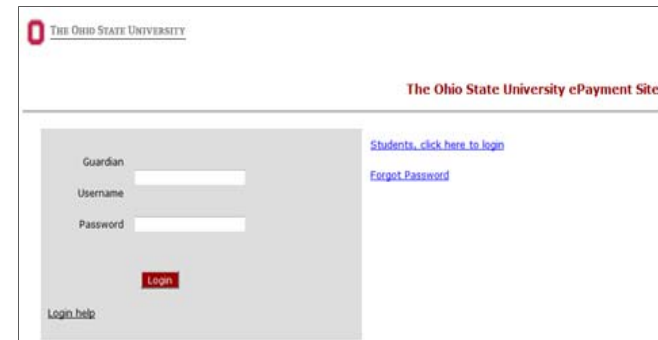
At least 8 characters

2 letter(s)

2 non-letter(s)

- 选择一个安全问题，以便忘记密码时可找回。

Select a secret question and answer in case you forget your password.



The Ohio State University ePayment Site

Guardian

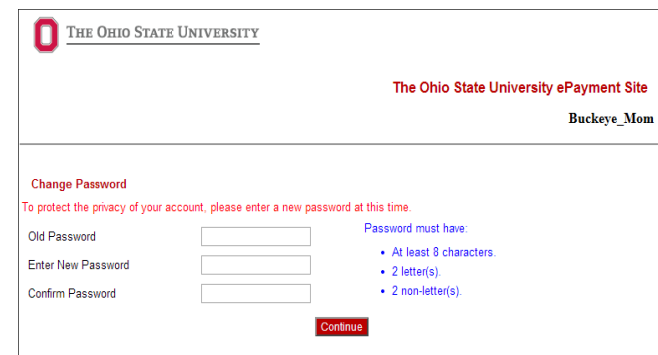
Username

Password

[Students, click here to login](#)

[Forgot Password](#)

[Login help](#)



The Ohio State University ePayment Site

Buckeye_Mom

Change Password

To protect the privacy of your account, please enter a new password at this time.

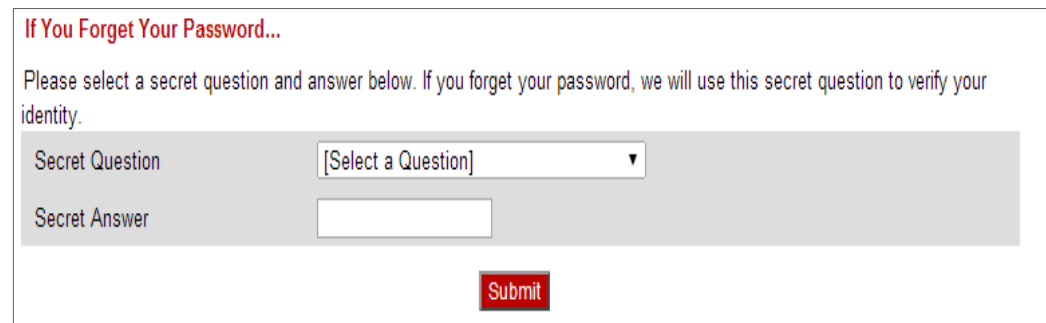
Old Password

Enter New Password

Confirm Password

Password must have:

- At least 8 characters
- 2 letter(s)
- 2 non-letter(s)



If You Forget Your Password...

Please select a secret question and answer below. If you forget your password, we will use this secret question to verify your identity.

Secret Question

Secret Answer

- 核查你的监护人名字出现在“学生链接”板块的上方

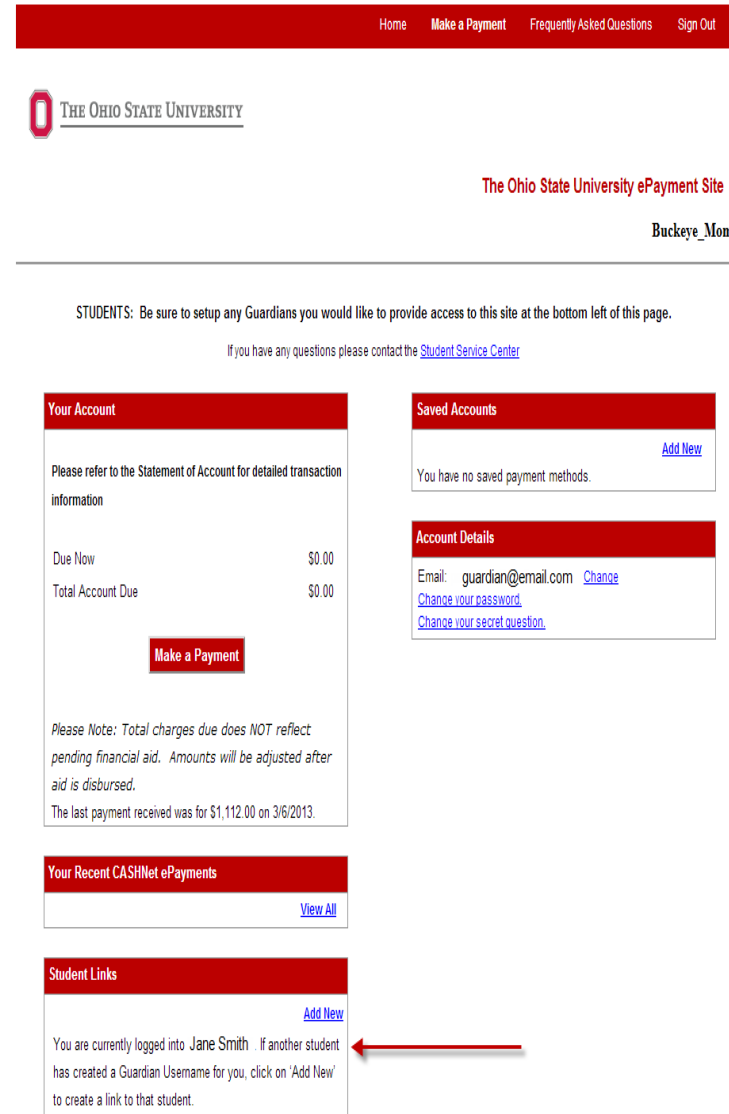
Confirm that the Guardian username appears near the top of the page and in the Student Links section.

- 注意：对于那些负责多个学生的监护人，则需选择“添加新项”之后键入监护人用户名和密码以便链接到此学生账户。

NOTE: For guardians who are responsible for more than one student select Add New and enter your guardian username and password to link to that student.

- 注意：“学生链接”板块将会包含你的监护人姓名，你可以点击以转换到另一个监护人链接

NOTE: The Student Links section will contain the names of your student. You can transfer to another student by selecting their link.



The screenshot shows the 'The Ohio State University ePayment Site' interface. At the top, there is a navigation bar with links for Home, Make a Payment, Frequently Asked Questions, and Sign Out. Below this is the university logo and the site title. The user is logged in as 'Buckeye_Mom'. A message for students asks them to set up guardians and provides a link to the Student Service Center. The main content area is divided into several sections: 'Your Account' (with a 'Make a Payment' button), 'Saved Accounts' (with an 'Add New' link), 'Account Details' (with links to change email, password, and secret question), 'Your Recent CASHNet ePayments' (with a 'View All' link), and 'Student Links' (with an 'Add New' link). A red arrow points to the 'Add New' link in the Student Links section.

Home Make a Payment Frequently Asked Questions Sign Out

THE OHIO STATE UNIVERSITY

The Ohio State University ePayment Site

Buckeye_Mom

STUDENTS: Be sure to setup any Guardians you would like to provide access to this site at the bottom left of this page.

If you have any questions please contact the [Student Service Center](#)

Your Account

Please refer to the Statement of Account for detailed transaction information

Due Now	\$0.00
Total Account Due	\$0.00

[Make a Payment](#)

Please Note: Total charges due does NOT reflect pending financial aid. Amounts will be adjusted after aid is disbursed.

The last payment received was for \$1,112.00 on 3/6/2013.

Saved Accounts

[Add New](#)

You have no saved payment methods.

Account Details

Email: guardian@email.com [Change](#)
[Change your password](#)
[Change your secret question](#)

Your Recent CASHNet ePayments

[View All](#)

Student Links

[Add New](#)

You are currently logged into Jane Smith. If another student has created a Guardian Username for you, click on 'Add New' to create a link to that student.

- 请注意你可以选择付款方式的页面。

Notice the locations you can select to Make a Payment.

- 点击“付款”按钮。

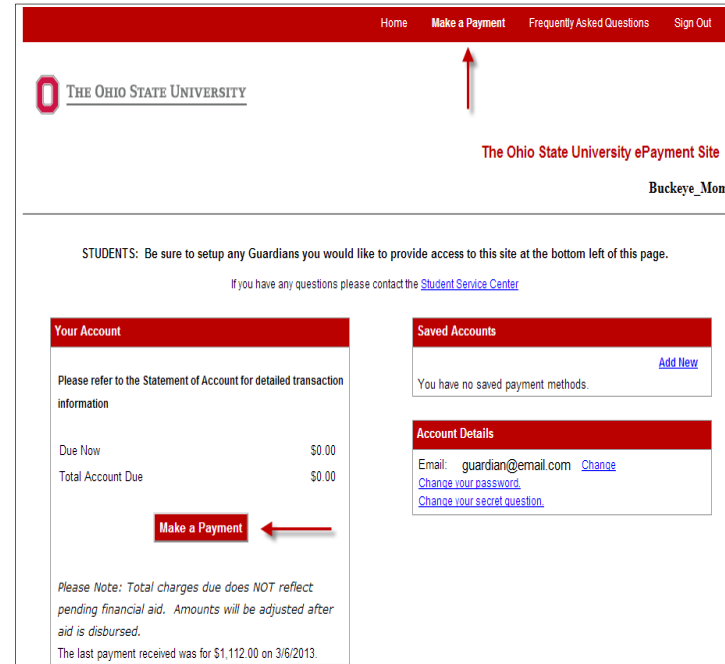
Select

Make a Payment

- 点击“结算”按钮。

Select

Checkout



Home Make a Payment Frequently Asked Questions Sign Out

THE OHIO STATE UNIVERSITY

The Ohio State University ePayment Site

Buckeye_Mom

STUDENTS: Be sure to setup any Guardians you would like to provide access to this site at the bottom left of this page.

If you have any questions please contact the [Student Service Center](#)

Your Account

Please refer to the Statement of Account for detailed transaction information

Due Now	\$0.00
Total Account Due	\$0.00

Make a Payment

Please Note: Total charges due does NOT reflect pending financial aid. Amounts will be adjusted after aid is disbursed.

The last payment received was for \$1,112.00 on 3/6/2013.

Saved Accounts

[Add New](#)

You have no saved payment methods.

Account Details

Email: guardian@email.com [Change](#)
[Change your password](#)
[Change your secret question](#)



THE OHIO STATE UNIVERSITY

The Ohio State University ePayment Site

Your account currently has the following charges:

Description	Pay Amount
Amount	
Due Now \$2,918.65	\$ 2,918.65
Total Account Due \$6,918.65	
Subtotal \$ 2,918.65	
Total \$ 2,918.65	

Checkout

选择付款方式:

- 信用卡
- 电子支票
- 外汇支付

Select Method of Payment:
credit card
electronic check
foreign currency



The Ohio State University

The Ohio State University ePayment Site

Select Method of Payment

Enter new credit card information.

Enter new electronic check information.

Pay with foreign currency.

[Continue Checkout](#)

请注意：使用信用卡支付
将收取一笔不予退还的附加费用。

NOTE: Credit card payments are made using CASHNet SMARTPAY. A non-refundable charge will be added to each transaction.

点击“继续结算”

Select



完成付款还将需要以下信息:

The following information is needed to complete payment transactions:

支票/储蓄账户:

- 银行账户号码
- 账户类型
- 汇款路径号码
- 开户人姓名
- 命名支付方式 (可选)

Checking/Savings accounts

Bank Account Number

Account Type

Routing Transit Number

Account Holder Name

A name for this payment method to be saved for future use. (optional)

Please enter your bank account information and click on the 'Continue Checkout' button.

IMPORTANT: Do not attempt to use credit card cash advance checks, brokerage account checks, or any check marked "Do Not Use for ACH". Your debit or credit card number will NOT work. You will need to enter your bank account number.

Only checks from regular checking accounts at U.S. domestic banks (including most credit unions) may be used for electronic check payments. Be sure to copy the routing/transit and account numbers very carefully from your check. If you enter incorrect values, or if you attempt to use a check that is not from a regular U.S. domestic bank checking account, your electronic check will be returned.

If you are unsure of whether or not your check can be used or what routing/transit and account numbers to enter, call your bank, ask them if your account can be used for ACH, and verify the correct numbers to use.

Bank Account Number	<input type="text"/>
Confirm Bank Account Number	<input type="text"/>
Account Type	<input checked="" type="radio"/> Checking <input type="radio"/> Savings
Routing Transit Number	<input type="text"/> What are my Routing Transit and Account Numbers?
Account Holder Name	<input type="text" value="Bill Rich"/>
Email Address	<input type="text" value="brch@getmoney.com"/>

(Optional) Please provide a name for this payment method to be saved for future use:

or: MyChecking

(You'll have a chance to review this order before it's final.)

Continue Checkout



信用卡支付:

- 持卡者姓名
- 信用卡号码
- 信用卡到期月份
- 信用卡到期年份
- 账单地址
- 城市, 州 (省)
- 邮政编码
- 国家
- 付款方式名称 (可选)

Credit Cards

Cardholder Name

Credit Card Number

Expiration Month

Expiration Year

Billing Address (where bill is sent)

City, State

Zip

Country

A name for this payment method to be saved for future use. (optional)



CASHNet SMARTPAY

The Ohio State University ePayment Site

Please enter your credit card information and click on the 'Continue Checkout' button.

Credit Card Number	<input type="text"/>	
Expiration Month	<input type="text"/>	
Expiration Year	<input type="text"/>	
Cardholder Name	<input type="text" value="Bea Buckeye"/>	
Address	<input type="text" value="2012 Champions Lane"/>	Enter the address where you receive the bill for this card.
City	<input type="text" value="Columbus"/>	
State/Province/Region	<input type="text" value="OH"/>	
Zip/Postal Code	<input type="text" value="43299"/>	
Country	<input type="text" value="United States"/>	
Email Address	<input type="text" value="be_a_buckeye@gmail.com"/>	

(Optional) Please provide a name for this payment method to be saved for future use:

ex: MyDebitCard

(You'll have a chance to review this order before it's final.)

[Continue Checkout](#)

外币支付:

- 货币国家
- 币种
- 汇款人姓名
- 电子邮件地址

Foreign Currency

Country of origin

Currency of origin

Remitter Name

Email Address

选择“继续结算”。

Select [Continue Checkout](#)

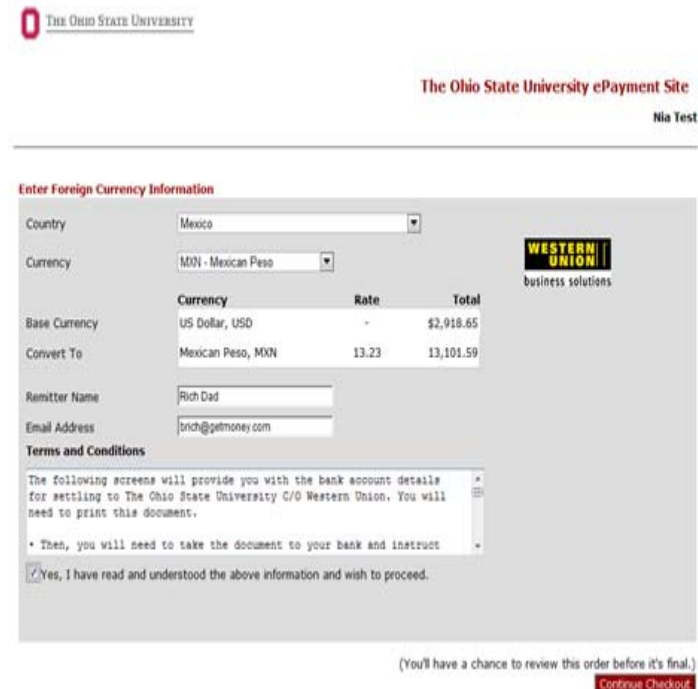
注意:

- 外币汇率每日更新，并在提交交易的72小时之内有效。
- 外汇电子支付将显示“待办”状态直到银行转账完成并更新至“学生中心”网页。

NOTE: Currency conversion rates are updated daily and are effective for 72 hours after the point of transaction. ePayments made with foreign currency will display as PENDING until the wire transfer of funds via your bank is complete and posted to SIS.

- 请见“外币电子支付须知”获得更多信息。

Please see ePayment with Foreign Currency Jobaid for further overview of this process.



The Ohio State University ePayment Site
Nia Test

Enter Foreign Currency Information

Country: Mexico
Currency: MXN - Mexican Peso

	Currency	Rate	Total
Base Currency	US Dollar, USD	-	\$2,918.65
Convert To	Mexican Peso, MXN	13.23	13,101.59

Remitter Name: Rich Dad
Email Address: [rich@getmoney.com]

Terms and Conditions

The following screens will provide you with the bank account details for settling to The Ohio State University C/O Western Union. You will need to print this document.

- Then, you will need to take the document to your bank and instruct

Yes, I have read and understood the above information and wish to proceed.

(You'll have a chance to review this order before it's final.)
[Continue Checkout](#)

检查输入的付款信息准确无误

Verify that the payment information you have provided is correct.

选择“提交付款”

Select [Submit Payment](#)

一旦支付提交后，一个“待办”收据对话框将出现，收据也将发至您监护人的邮箱。

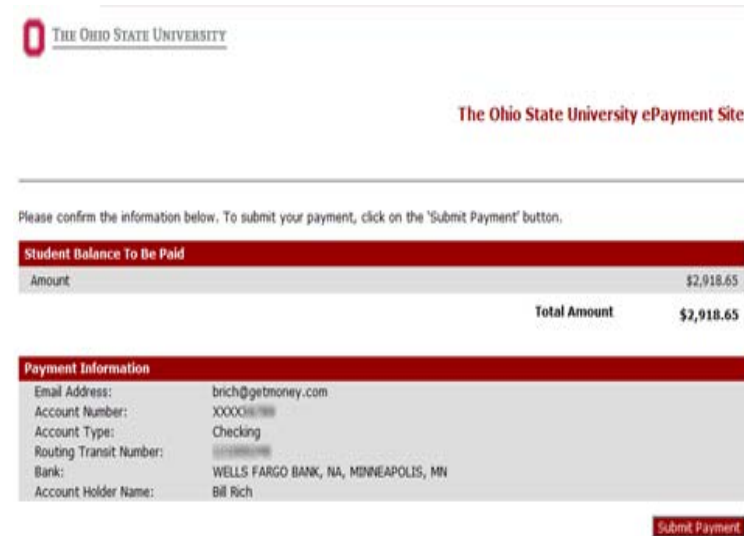
Once the transaction is approved, a receipt will appear and a confirmation will be sent to your guardian account email address.

如需打印或保存电子版收据，点击“发送收据到电子邮件”。

Additional receipts may be printed by selecting [Email Another Receipt](#)

查看收据，点击“查看可打印的收据”。

A printable receipt may be viewed by selecting [View Printable Receipt](#)



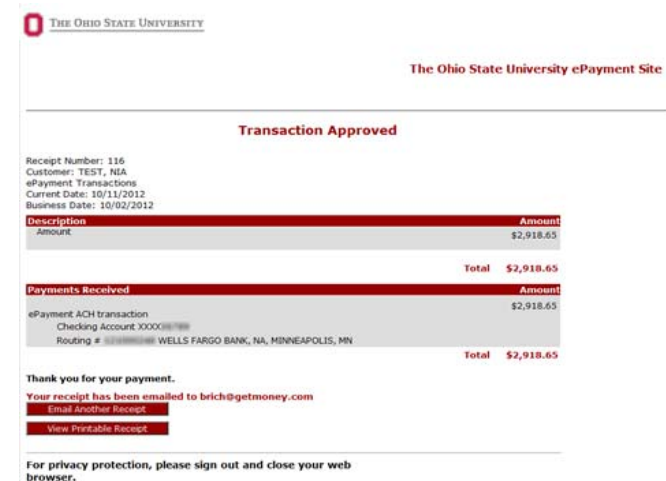
The Ohio State University ePayment Site

Please confirm the information below. To submit your payment, click on the 'Submit Payment' button.

Student Balance To Be Paid	
Amount	\$2,918.65
Total Amount	\$2,918.65

Payment Information	
Email Address:	brich@getmoney.com
Account Number:	XXXXXX
Account Type:	Checking
Routing Transit Number:	XXXXXXXXXX
Bank:	WELLS FARGO BANK, NA, MINNEAPOLIS, MN
Account Holder Name:	Bill Rich

[Submit Payment](#)



The Ohio State University ePayment Site

Transaction Approved

Receipt Number: 116
Customer: TEST, NIA
ePayment Transactions
Current Date: 10/11/2012
Business Date: 10/02/2012

Description	Amount
Amount	\$2,918.65
Total	\$2,918.65

Payments Received	Amount
ePayment ACH transaction Checking Account XXXXX Routing # XXXXXXXX WELLS FARGO BANK, NA, MINNEAPOLIS, MN	\$2,918.65
Total	\$2,918.65

Thank you for your payment.
Your receipt has been emailed to brich@getmoney.com
[Email Another Receipt](#)
[View Printable Receipt](#)

For privacy protection, please sign out and close your web browser.



注意：CASHNet电子支付是一个实时发布的网站。监护人可立刻在“最近的“CASHNet电子支付”栏查看支付历史。

NOTE: CASHNet ePayments are posted in real time. Guardian can see payments posted to their student's account in the "Your Recent CASHNet ePayments section."

Your Recent CASHNet ePayments

[View All](#)

*Please Note: The below payments **only** reflect web payments made on this site from 10/11/12 and beyond. To see your complete payment history, please visit your [Account Inquiry Page](#).*

***SPECIAL NOTE:** If you have made a web payment on the Sallie Mae/bosebill site, please wait 3 business days for your account balance to be updated.*

10/11/2012	\$2,918.65	View
09/12/2012	\$50.45	View
09/12/2012	\$0.40	View





付款日期和到期日期 Dates and Deadlines for Payment

- 今年秋季首次注册课程的学生，学费及其他费用的付款截止日期是2017年9月1日。Students registered for classes for the first time in autumn semester have a due date for tuition and fee payment of Friday, September 1, 2017.
- 2018年春季学期，学费及其他费用的付款截止日期是2018年1月2日。For the spring 2018 semester, tuition and fee payment is due Tuesday, January 2, 2018
- 未来其他学期的费用付款详情时间表可在registrar.osu.edu/查看Full calendar of tuition and fee payment deadlines for future semesters at registrar.osu.edu/.
- 按时付款否则需缴纳滞纳金罚款 Pay on time: the late fees are significant
- 滞纳金罚款为\$200美元 \$200 late fee



go.osu.edu/chinapdo

buckeyelink.osu.edu

